



## Gujarat State Institutional Rating Framework (GSIRF) - 2023-24

THE HNSB LTD SCIENCE COLLEGE				SUB INDICATOR LEVEL		INDICATOR LEVEL		PARAMETER LEVEL		PARAMETER STAR RATING	OVERALL CGPA	OVERALL STARS	
PARAMETER WEIGHTAGE	PARAMETER	INDICATOR	SUB-INDICATOR	POINTS AVAILABLE	POINTS SCORED	POINTS AVAILABLE	POINTS SCORED	POINTS AVAILABLE	POINTS SCORED				
40%	TEACHING, LEARNING & RESOURCES (TLR)	STUDENT STRENGTH (SS)	STUDENT STRENGTH (UG & PG)	20	14.68	20	14.68	100	55.1	3	3.4	4	
		FACULTY-STUDENT RATIO (FSR)	FACULTY-STUDENT RATIO (FSR)	30	9.25	30	9.25						
		FACULTY WITH PHD AND EXPERIENCE (FQE)	FACULTY WITH PHD (FQ)	10	6.22	20	11.88						
			FACULTY EXPERIENCE (FE)	10	5.66								
		FINANCIAL RESOURCES AND THEIR UTILISATION (FRU)	CAPITAL EXPENDITURE (BC)	7.5	0.23	30	19.29						
			OPERATIONAL EXPENDITURE (BO)	22.5	19.06								
15%	RESEARCH AND PROFESSIONAL PRACTICE (RP)	PUBLICATIONS (PU)	PUBLICATIONS (PU)	70	60.55	70	60.55	100	87.64	5			
		QUALITY OF PUBLICATIONS (QP)	CITATIONS	30	27.09	30	27.09						
25%	GRADUATION OUTCOMES (GO)	PLACEMENT AND HIGHER STUDIES (GPH)	PLACEMENT AND HIGHER STUDIES (GPH)	60	31.02	60	71.02	100	71.02	4			
		UNIVERSITY EXAMINATIONS (GUE)	UNIVERSITY EXAMINATIONS(GUE)	40	40								40
10%	OUTREACH AND INCLUSIVITY (OI)	REGION DIVERSITY (RD)	STUDENTS FROM OTHER STATES	25	0	30	0	100	52.29	3			
			STUDENTS FROM OTHER COUNTRIES	5	0								
		WOMEN DIVERSITY (WD)	WOMEN STUDENTS (WS)	15	14.81	30	28.45						
			WOMEN FACULTY (WF)	15	13.64								
		ECONOMICALLY AND SOCIALLY CHALLENGED STUDENTS (ESCS)	ECONOMICALLY AND SOCIALLY CHALLENGED STUDENTS (ESCS)	20	15.84	20	15.84						
FACILITIES FOR PHYSICALLY CHALLENGED STUDENTS (PCS)	FACILITIES FOR PHYSICALLY CHALLENGED STUDENTS (PCS)	20	8	20	8								
10%	PERCEPTION (PR)	ACADEMIC PEERS AND EMPLOYERS (PR)						100					
<b>TOTAL SCORE</b>											90	58.17	



# Gujarat State Institutional Rating Framework (GSIRF) - 2023-24

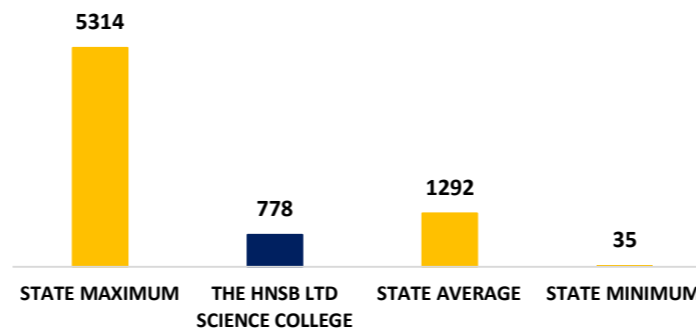
## Institutional Insights

### THE HNSB LTD SCIENCE COLLEGE

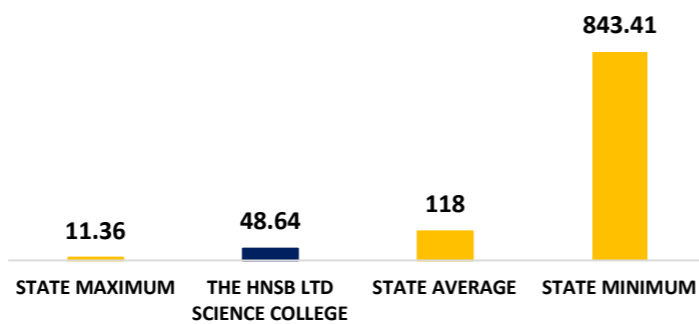
#### Teaching, Learning & Resources



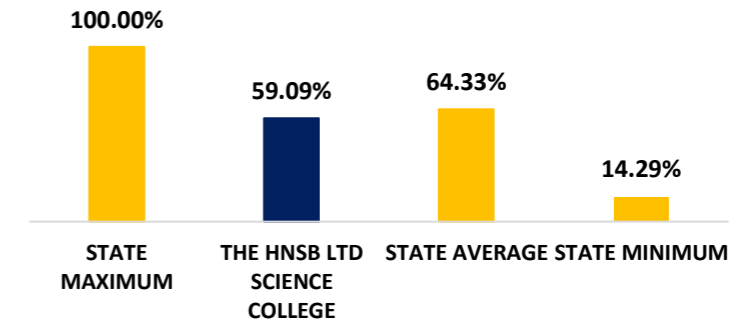
STUDENT STRENGTH (UG & PG)



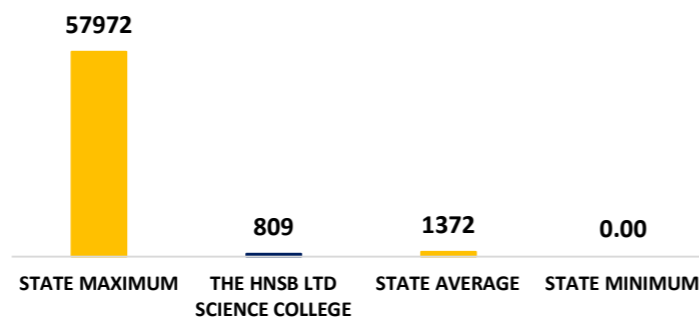
FACULTY-STUDENT RATIO (FSR)



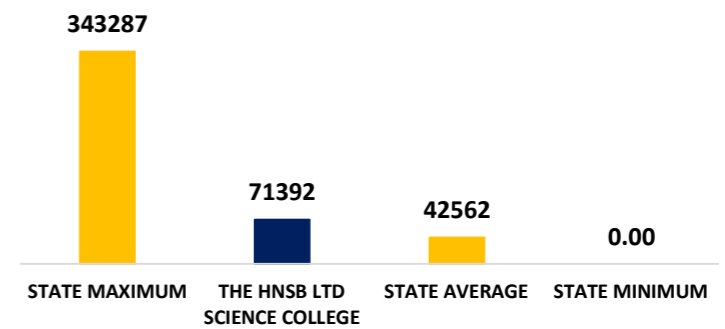
FACULTY WITH PHD (FQ)



CAPITAL EXPENDITURE PER STUDENT (BC)



OPERATIONAL EXPENDITURE PER STUDENT (BO)





# Gujarat State Institutional Rating Framework (GSIRF) - 2023-24

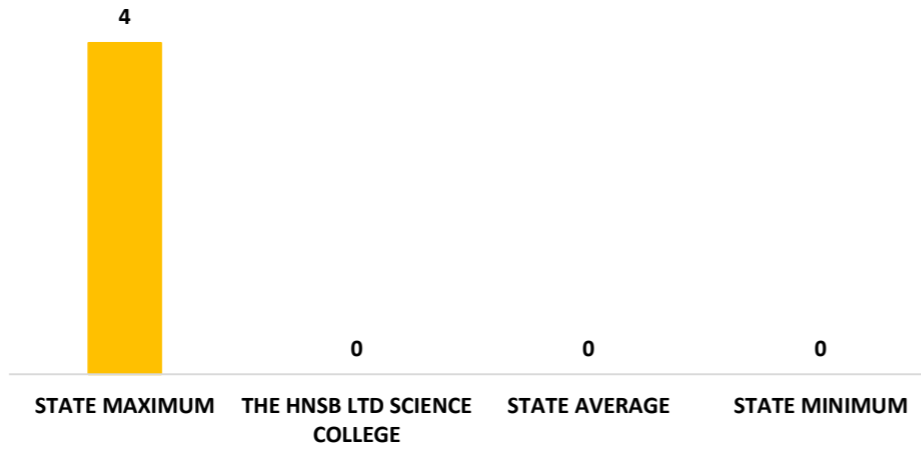
## Institutional Insights

### THE HNSB LTD SCIENCE COLLEGE

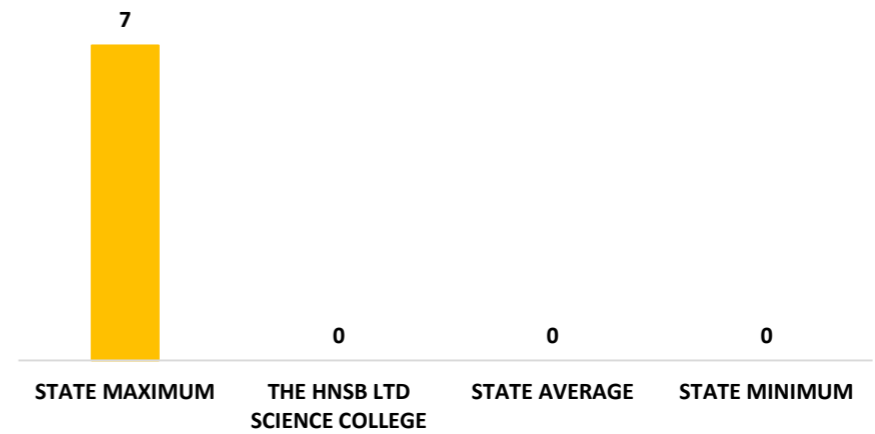
#### Research and Professional Practice



PUBLICATIONS (PU) PER FACULTY



CITATIONS PER FACULTY



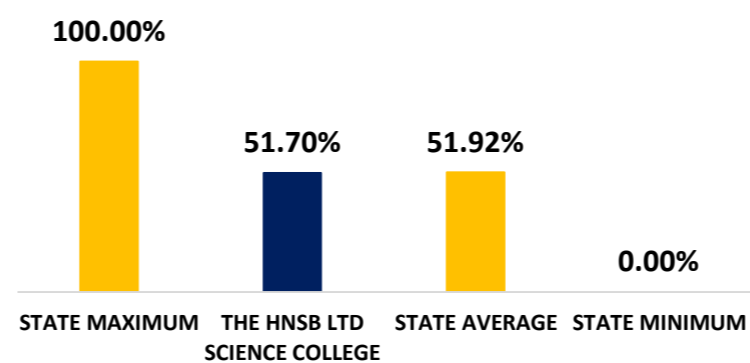


# Gujarat State Institutional Rating Framework (GSIRF) - 2023-24

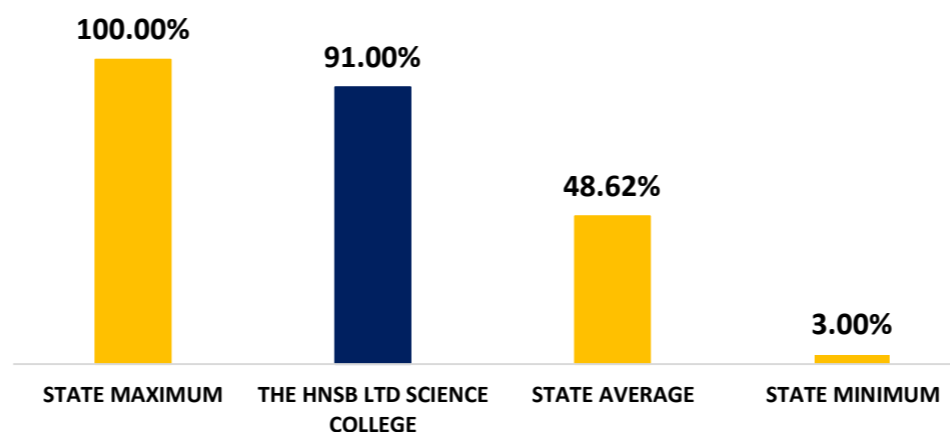
## Institutional Insights

### THE HNSB LTD SCIENCE COLLEGE

#### Graduation Outcome



#### PLACEMENT AND HIGHER STUDIES (GPH)



#### UNIVERSITY EXAMINATIONS (GUE)

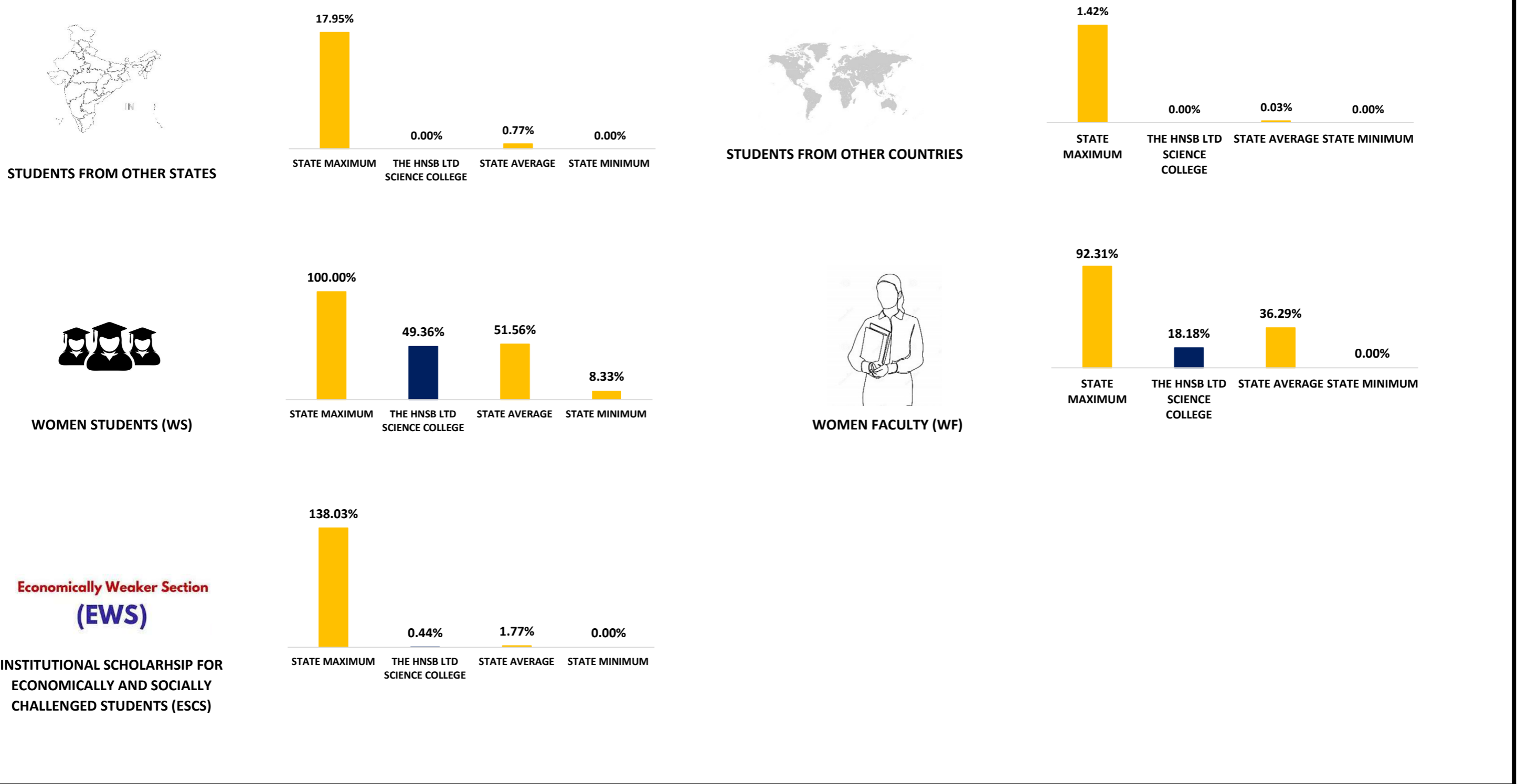


# Gujarat State Institutional Rating Framework (GSIRF) - 2023-24

## Institutional Insights

### THE HNSB LTD SCIENCE COLLEGE

#### Outreach and Inclusivity



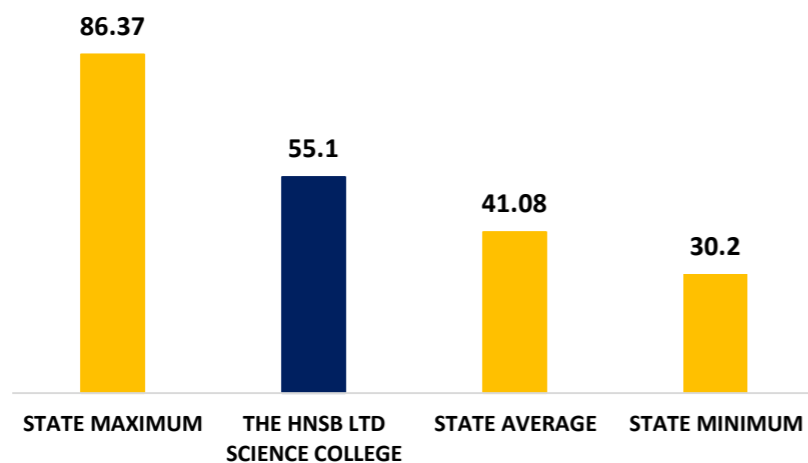


## Gujarat State Institutional Rating Framework (GSIRF) - 2023-24

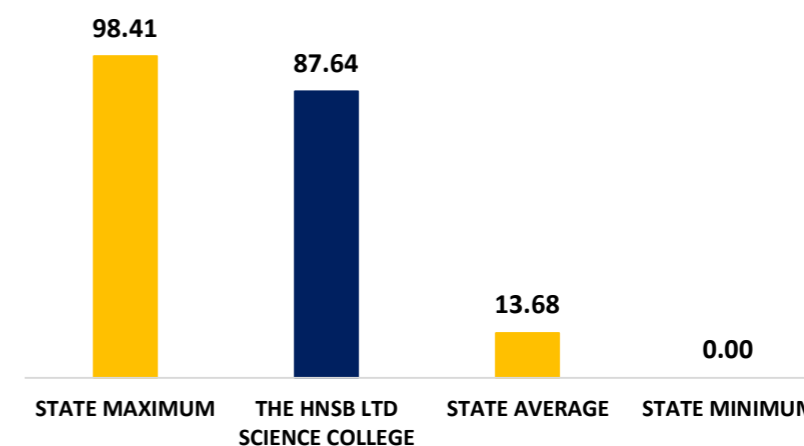
### Institutional Insights

## THE HNSB LTD SCIENCE COLLEGE

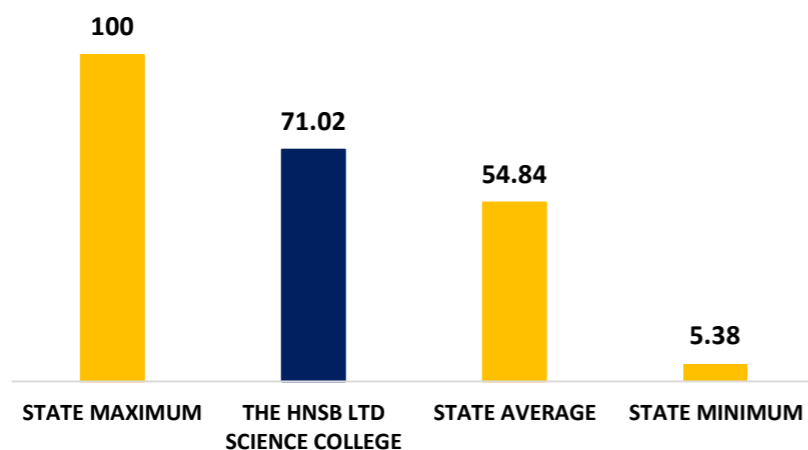
### Parameter Overview



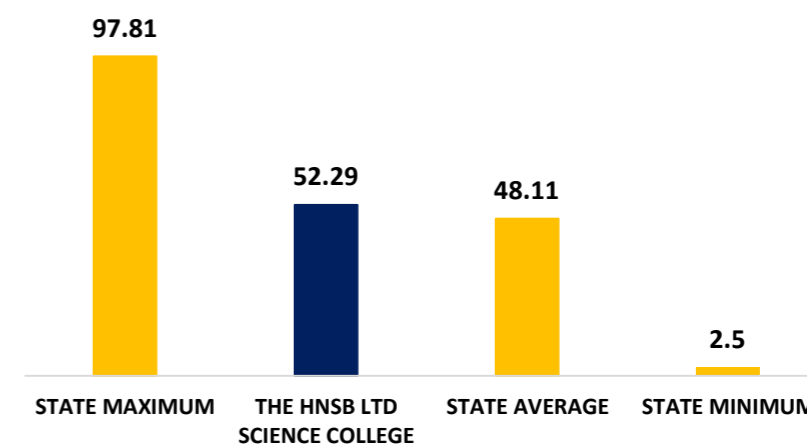
TEACHING, LEARNING & RESOURCES (TLR) SCORE



RESEARCH AND PROFESSIONAL PRACTICE (RP) SCORE



GRADUATION OUTCOMES (GO) SCORE



OUTREACH AND INCLUSIVITY (OI) SCORE